



# Filter Installation

## A STEP-BY-STEP GUIDE




### PREPARE

Clean and dry your aircon filter for total peace of mind



### PASTE STICKY DOTS

Attach dots at red circles using width guide at the bottom



### ATTACH FILTER

Press edge of filter firmly onto dots



### READY TO INSTALL

Flip filter back over. Well done, you're ready to protect yourself

# 5

### RECOMMENDATION

Replace in a month, or when necessary

Proudly made in Singapore by:



**Agiontex**<sup>+</sup>  
Filters